



# ELECTRICAL DESIGN GROUP

ELECTRICAL BUILDING SERVICES CONSULTANTS

P.O. Box 15, SHERWOOD Q. 4075

Phone: (07) 3278 4375 Fax: (07) 3716 0222

Web Site: [www.edg.net.au](http://www.edg.net.au) Email: [brisbane@edg.net.au](mailto:brisbane@edg.net.au)

C3583a - FOREST LAKE TAVERN

C3583a-0002(B).xls

## ELECTRICAL EQUIPMENT SCHEDULE

REVISION B - 22 AUGUST 2025

THE LIGHT FITTING SUPPLIER CONTACT DETAILS MAY BE AVAILABLE ON THE EDG WEBSITE VIA THE FOLLOWING LINK  
[www.edg.net.au/Links/Lighting.htm](http://www.edg.net.au/Links/Lighting.htm)

TYPE	LAMPS	DESCRIPTION	COLOUR / ACCESSORY	CATALOGUE No	REV
S1	12W/M 2700K LED	FLEXIBLE LED ROPE FLEX SCREW FIXED RECESSED INTO THE BAR COUNTER PELMET AS PER THE ARCHITECTURAL DETAIL. PROVIDE THE STRIP WITH REMOTE DALI DIMMABLE POWER SUPPLIES AS REQUIRED LOCATE THE POWER SUPPLIES IN A CONCEALED ACCESSIBLE POSITION NOTED ON THE AS CONSTRUCTED DOCUMENTS.	WHITE	NPA L-NF-GLOW-VWW + POWER SUPPLY & DALI CONTROLLER	A
S2	12W/M 2700K LED	FLEXIBLE LED ROPE FLEX SCREW FIXED RECESSED INTO THE BAR COUNTER PELMET AS PER THE ARCHITECTURAL DETAIL. PROVIDE THE STRIP WITH REMOTE DALI DIMMABLE POWER SUPPLIES AS REQUIRED LOCATE THE POWER SUPPLIES IN A CONCEALED ACCESSIBLE POSITION NOTED ON THE AS CONSTRUCTED DOCUMENTS.	WHITE	NPA L-NF-GLOW-VWW + POWER SUPPLY & DALI CONTROLLER	A
S3	20W/M 3000K LED	LED STRIP WITHIN A SCREW FIXED EXTRUSION C/W DIFFUSER MOUNTED BEHIND THE TV AS PER THE ARCHITECTURAL DETAIL. PROVIDE THE STRIP WITH REMOTE DALI DIMMABLE POWER SUPPLIES AS REQUIRED LOCATE THE POWER SUPPLIES IN A CONCEALED ACCESSIBLE POSITION NOTED ON THE AS CONSTRUCTED DOCUMENTS.	WHITE	RAPID LED 7W/M 3,000K 24VOLT DC IP20 R2338 PLUS R2384 17 X 9 ALUMINIUM EXTRUSION AND OPAL DIFFUSER + POWER SUPPLY & DALI CONTROLLER	A
S4	20W/M 3000K LED	FLEXIBLE LED STRIP SCREW FIXED RECESSED INTO THE JOINERY SHELVES AS PER THE ARCHITECTURAL DETAIL. REFER TO THE ELEVATIONS FOR THE EXTENT AND QUANTITY OF STRIP. PROVIDE THE STRIP WITH REMOTE DALI DIMMABLE POWER SUPPLIES AS REQUIRED LOCATE THE POWER SUPPLIES IN A CONCEALED ACCESSIBLE POSITION NOTED ON THE AS CONSTRUCTED DOCUMENTS.	WHITE	RAPID LED 7W/M 3,000K 24VOLT DC IP20 R2338 PLUS R2384 17 X 9 ALUMINIUM EXTRUSION AND OPAL DIFFUSER + POWER SUPPLY & DALI CONTROLLER	A
S5	12W/M 2700K LED	FLEXIBLE LED ROPE FLEX SCREW FIXED RECESSED INTO THE WALL FEATURE AS PER THE ARCHITECTURAL DETAIL. REFER TO THE ELEVATIONS FOR THE EXTENT AND QUANTITY OF STRIP. PROVIDE THE STRIP WITH REMOTE DALI DIMMABLE POWER SUPPLIES AS REQUIRED LOCATE THE POWER SUPPLIES IN A CONCEALED ACCESSIBLE POSITION NOTED ON THE AS CONSTRUCTED DOCUMENTS.	WHITE	NPA L-NF-GLOW-VWW + POWER SUPPLY & DALI CONTROLLER	A
S6	20W/M 3000K LED	LED STRIP WITHIN A SCREW FIXED EXTRUSION C/W DIFFUSER RECESSED INTO THE WALL ON EACH SIDE AND ACROSS OF THE CEILING OF THE GAMING ENTRY AS PER THE ARCHITECTURAL DETAIL. PROVIDE THE STRIP WITH REMOTE DALI DIMMABLE POWER SUPPLIES AS REQUIRED LOCATE THE POWER SUPPLIES IN A CONCEALED ACCESSIBLE POSITION NOTED ON THE AS CONSTRUCTED DOCUMENTS.	WHITE	RAPID LED 7W/M 3,000K 24VOLT DC IP20 R2338 PLUS R2384 17 X 9 ALUMINIUM EXTRUSION AND OPAL DIFFUSER + POWER SUPPLY & DALI CONTROLLER	A



# ELECTRICAL DESIGN GROUP

ELECTRICAL BUILDING SERVICES CONSULTANTS

P.O. Box 15, SHERWOOD Q. 4075

Phone: (07) 3278 4375 Fax: (07) 3716 0222

Web Site: [www.edg.net.au](http://www.edg.net.au) Email: [brisbane@edg.net.au](mailto:brisbane@edg.net.au)

C3583a - FOREST LAKE TAVERN

C3583a-0002(B).xls

## ELECTRICAL EQUIPMENT SCHEDULE

REVISION B - 22 AUGUST 2025

THE LIGHT FITTING SUPPLIER CONTACT DETAILS MAY BE AVAILABLE ON THE EDG WEBSITE VIA THE FOLLOWING LINK  
[www.edg.net.au/Links/Lighting.htm](http://www.edg.net.au/Links/Lighting.htm)

TYPE	LAMPS	DESCRIPTION	COLOUR / ACCESSORY	CATALOGUE No	REV
S7	20W/M 3000K LED	LED STRIP WITHIN A SCREW FIXED EXTRUSION C/W DIFFUSER MOUNTED IN THE SEAT PELMET AS PER THE ARCHITECTURAL DETAIL. PROVIDE THE STRIP WITH REMOTE DALI DIMMABLE POWER SUPPLIES AS REQUIRED LOCATE THE POWER SUPPLIES IN A CONCEALED ACCESSIBLE POSITION NOTED ON THE AS CONSTRUCTED DOCUMENTS.	WHITE	RAPID LED 7W/M 3,000K 24VOLT DC IP20 R2338 PLUS R2384 17 X 9 ALUMINIUM EXTRUSION AND OPAL DIFFUSER + POWER SUPPLY & DALI CONTROLLER	A
S8	12W/M 2700K LED	FLEXIBLE LED ROPE FLEX SCREW FIXED RECESSED INTO THE PELMET BEHIND THE MIRROR AS PER THE S8 DETAIL AND THE ARCHITECTURAL DETAIL. PROVIDE THE STRIP WITH REMOTE DALI DIMMABLE POWER SUPPLIES AS REQUIRED LOCATE THE POWER SUPPLIES IN A CONCEALED ACCESSIBLE POSITION NOTED ON THE AS CONSTRUCTED DOCUMENTS.	WHITE	NPA L-NF-GLOW-VWW + POWER SUPPLY & DALI CONTROLLER	A
S9	20W/M 3000K LED	LED STRIP WITHIN A SCREW FIXED EXTRUSION C/W DIFFUSER MOUNTED IN THE SEAT PELMET AS PER THE ARCHITECTURAL DETAIL. PROVIDE THE STRIP WITH REMOTE DALI DIMMABLE POWER SUPPLIES AS REQUIRED LOCATE THE POWER SUPPLIES IN A CONCEALED ACCESSIBLE POSITION NOTED ON THE AS CONSTRUCTED DOCUMENTS.	WHITE	RAPID LED 7W/M 3,000K 24VOLT DC IP20 R2338 PLUS R2384 17 X 9 ALUMINIUM EXTRUSION AND OPAL DIFFUSER + POWER SUPPLY & DALI CONTROLLER	A
S10	12W/M 2700K LED	FLEXIBLE LED ROPE FLEX SCREW FIXED RECESSED INTO THE WALL ON EACH SIDE AND ACROSS OF THE CEILING OF THE ENTRY AS PER THE ARCHITECTURAL DETAIL. PROVIDE THE STRIP WITH REMOTE DALI DIMMABLE POWER SUPPLIES AS REQUIRED LOCATE THE POWER SUPPLIES IN A CONCEALED ACCESSIBLE POSITION NOTED ON THE AS CONSTRUCTED DOCUMENTS.	WHITE	NPA L-NF-GLOW-VWW + POWER SUPPLY & DALI CONTROLLER	A
S11	20W/M 3000K LED	LED STRIP WITHIN A SCREW FIXED EXTRUSION C/W DIFFUSER MOUNTED WITHIN THE CEILING PELMET AS PER THE ARCHITECTURAL DETAIL. PROVIDE THE STRIP WITH REMOTE DALI DIMMABLE POWER SUPPLIES AS REQUIRED LOCATE THE POWER SUPPLIES IN A CONCEALED ACCESSIBLE POSITION NOTED ON THE AS CONSTRUCTED DOCUMENTS.	WHITE	RAPID LED 7W/M 3,000K 24VOLT DC IP20 R2338 PLUS R2384 17 X 9 ALUMINIUM EXTRUSION AND OPAL DIFFUSER + POWER SUPPLY & DALI CONTROLLER	A



# ELECTRICAL DESIGN GROUP

ELECTRICAL BUILDING SERVICES CONSULTANTS

P.O. Box 15, SHERWOOD Q. 4075

Phone: (07) 3278 4375 Fax: (07) 3716 0222

Web Site: [www.edg.net.au](http://www.edg.net.au) Email: [brisbane@edg.net.au](mailto:brisbane@edg.net.au)

C3583a - FOREST LAKE TAVERN


C3583a-0002(B).xls

## ELECTRICAL EQUIPMENT SCHEDULE

REVISION B - 22 AUGUST 2025

THE LIGHT FITTING SUPPLIER CONTACT DETAILS MAY BE AVAILABLE ON THE EDG WEBSITE VIA THE FOLLOWING LINK  
[www.edg.net.au/Links/Lighting.htm](http://www.edg.net.au/Links/Lighting.htm)

TYPE	LAMPS	DESCRIPTION	COLOUR / ACCESSORY	CATALOGUE No	REV
S12	20W/M 3000K LED	LED STRIP WITHIN A SCREW FIXED EXTRUSION C/W DIFFUSER MOUNTED WITHIN THE CURTIN PELMET AS PER THE ARCHITECTURAL DETAIL. PROVIDE THE STRIP WITH REMOTE DALI DIMMABLE POWER SUPPLIES AS REQUIRED LOCATE THE POWER SUPPLIES IN A CONCEALED ACCESSIBLE POSITION NOTED ON THE AS CONSTRUCTED DOCUMENTS.	WHITE	RAPID LED 7W/M 3,000K 24VOLT DC IP20 R2338 PLUS R2384 17 X 9 ALUMINIUM EXTRUSION AND OPAL DIFFUSER + POWER SUPPLY & DALI CONTROLLER	A
S13	20W/M 3000K LED	LED STRIP WITHIN A SCREW FIXED EXTRUSION C/W DIFFUSER RECESSED INTO THE CEILING OF THE GAMING ENTRY AS PER THE ARCHITECTURAL DETAIL. PROVIDE THE STRIP WITH REMOTE DALI DIMMABLE POWER SUPPLIES AS REQUIRED LOCATE THE POWER SUPPLIES IN A CONCEALED ACCESSIBLE POSITION NOTED ON THE AS CONSTRUCTED DOCUMENTS.	WHITE	RAPID LED 7W/M 3,000K 24VOLT DC IP20 R2338 PLUS R2384 17 X 9 ALUMINIUM EXTRUSION AND OPAL DIFFUSER + POWER SUPPLY & DALI CONTROLLER	A
S14	20W/M 3000K LED	LED STRIP WITHIN A SCREW FIXED EXTRUSION C/W DIFFUSER MOUNTED TO THE CEILING STRUCTURE AS PER THE ARCHITECTURAL DETAIL. PROVIDE THE STRIP WITH REMOTE DALI DIMMABLE POWER SUPPLIES AS REQUIRED LOCATE THE POWER SUPPLIES IN A CONCEALED ACCESSIBLE POSITION NOTED ON THE AS CONSTRUCTED DOCUMENTS.	WHITE	RAPID LED 7W/M 3,000K 24VOLT DC IP20 R2338 PLUS R2384 17 X 9 ALUMINIUM EXTRUSION AND OPAL DIFFUSER + POWER SUPPLY & DALI CONTROLLER	A
S15	12W/M 2700K LED	FLEXIBLE LED ROPE FLEX SCREW FIXED ONTO THE CEILING AS PER THE ARCHITECTURAL DETAIL. PROVIDE THE STRIP WITH REMOTE DALI DIMMABLE POWER SUPPLIES AS REQUIRED LOCATE THE POWER SUPPLIES IN A CONCEALED ACCESSIBLE POSITION NOTED ON THE AS CONSTRUCTED DOCUMENTS.	WHITE	NPA L-NF-GLOW-VWW + POWER SUPPLY & DALI CONTROLLER	A
S16	12W/M 2700K LED	FLEXIBLE LED ROPE FLEX SCREW FIXED ONTO THE EXTERNAL WALL AS PER THE ARCHITECTURAL DETAIL. REFER TO THE ELEVATIONS FOR THE EXTENT AND QUANTITY OF STRIP. PROVIDE THE STRIP WITH REMOTE DALI DIMMABLE POWER SUPPLIES AS REQUIRED LOCATE THE POWER SUPPLIES IN A CONCEALED ACCESSIBLE POSITION NOTED ON THE AS CONSTRUCTED DOCUMENTS.	WHITE	NPA L-NF-GLOW-VWW + POWER SUPPLY & DALI CONTROLLER	A
S17	20W/M 3000K LED	LED STRIP WITHIN A SCREW FIXED EXTRUSION C/W DIFFUSER MOUNTED WITHIN THE CEILING PELMET AS PER THE ARCHITECTURAL DETAIL. PROVIDE THE STRIP WITH REMOTE DALI DIMMABLE POWER SUPPLIES AS REQUIRED LOCATE THE POWER SUPPLIES IN A CONCEALED ACCESSIBLE POSITION NOTED ON THE AS CONSTRUCTED DOCUMENTS.	WHITE	RAPID LED 7W/M 3,000K 24VOLT DC IP20 R2338 PLUS R2384 17 X 9 ALUMINIUM EXTRUSION AND OPAL DIFFUSER + POWER SUPPLY & DALI CONTROLLER	A



# ELECTRICAL DESIGN GROUP


ELECTRICAL BUILDING SERVICES CONSULTANTS

P.O. Box 15, SHERWOOD Q. 4075

Phone: (07) 3278 4375 Fax: (07) 3716 0222

Web Site: [www.edg.net.au](http://www.edg.net.au) Email: [brisbane@edg.net.au](mailto:brisbane@edg.net.au)

C3583a - FOREST LAKE TAVERN					C3583a-0002(B).xls
ELECTRICAL EQUIPMENT SCHEDULE					
REVISION B - 22 AUGUST 2025					
THE LIGHT FITTING SUPPLIER CONTACT DETAILS MAY BE AVAILABLE ON THE EDG WEBSITE VIA THE FOLLOWING LINK <a href="http://www.edg.net.au/Links/Lighting.htm">www.edg.net.au/Links/Lighting.htm</a>					
TYPE	LAMPS	DESCRIPTION	COLOUR / ACCESSORY	CATALOGUE No	REV
S18	20W/M 3000K LED	LED STRIP WITHIN A SCREW FIXED EXTRUSION C/W DIFFUSER MOUNTED UNDER THE OVERHEAD CUPBOARD AGAINST THE SPLASH BACK AS PER THE ARCHITECTURAL DETAIL. PROVIDE THE STRIP WITH A REMOTE POWER SUPPLY LOCATED IN A CONCEALED ACCESSIBLE POSITION NOTED ON THE AS CONSTRUCTED DOCUMENTS. SUPPLY AND SWITCH THE S18 WITH THE EXISTING ROOM LIGHTS.	WHITE	RAPID LED 7W/M 3,000K 24VOLT DC IP20 R2338 PLUS R2384 17 X 9 ALUMINIUM EXTRUSION AND OPAL DIFFUSER + POWER SUPPLY & DALI CONTROLLER	A
S19	12W/M 2700K LED	FLEXIBLE LED ROPE FLEX SCREW FIXED RECESSED INTO THE CEILING FEATURE AS PER THE ARCHITECTURAL DETAIL. PROVIDE THE STRIP WITH REMOTE DALI DIMMABLE POWER SUPPLIES AS REQUIRED LOCATE THE POWER SUPPLIES IN A CONCEALED ACCESSIBLE POSITION NOTED ON THE AS CONSTRUCTED DOCUMENTS.	WHITE	NPA L-NF-GLOW-VWW + POWER SUPPLY & DALI CONTROLLER	B
PD01	TRAILING EDGE DIMMABLE 240 VOLT 2700K E27 LED 250 LUMENS +/- 10% 15,000 HOUR LIFE	175DIA DECORATIVE PENDANT ALLOW TO ASSEMBLE AND INSTALL CONFIRM THE SUSPENSION HEIGHT ONSITE WITH THE ARCHITECT	BLACK GREY GLASS	FAT SHACK VINTAGE NORTHERN ORB GLASS PENDANT P1275 SMALL	A
PD02	TRAILING EDGE DIMMABLE 240 VOLT 2700K E27 LED 250 LUMENS +/- 10% 15,000 HOUR LIFE	2805DIA DECORATIVE PENDANT ALLOW TO ASSEMBLE AND INSTALL CONFIRM THE SUSPENSION HEIGHT ONSITE WITH THE ARCHITECT	BLACK GREY GLASS	FAT SHACK VINTAGE NORTHERN ORB GLASS PENDANT P1275 MEDIUM	A
PD03	3000K LED	2805DIA DECORATIVE PENDANT ALLOW TO ASSEMBLE AND INSTALL CONFIRM THE SUSPENSION HEIGHT ONSITE WITH THE ARCHITECT	GOLD / WHITE	ZEST LIGHTING TWIST GOLD KNOT LED MODERN PENDANT LIGHT	B
WL01	TRAILING EDGE DIMMABLE 240 VOLT G9 2700K LED 250 LUMENS +/- 10% 15,000 HOUR LIFE	DECORATIVE WALL LIGHT MOUNTED LIGHT AS PER THE ARCHITECTURAL ELEVATION	GOLD BRASS	FAT SHACK VINTAGE BROOKLYN WALL LIGHT W695	A
WL02	TRAILING EDGE DIMMABLE 240 VOLT 2700K B26 LED 250 LUMENS +/- 10% 15,000 HOUR LIFE	150 X 210 X 150 DECORATIVE WALL LIGHT MOUNTED LIGHT AS PER THE ARCHITECTURAL ELEVATION	GOLD BRASS	FAT SHACK VINTAGE BUNKER GLOBE WALL LIGHT C034	A
WL03	TRAILING EDGE DIMMABLE 240 VOLT 2700K E27 LED 250 LUMENS +/- 10% 15,000 HOUR LIFE	345 X 430 X 250 DECORATIVE WALL LIGHT MOUNTED LIGHT AS PER THE ARCHITECTURAL ELEVATION	BLACK	FAT SHACK VINTAGE RAILWAY WALL LIGHT W1033-BLK	A



# ELECTRICAL DESIGN GROUP


ELECTRICAL BUILDING SERVICES CONSULTANTS

P.O. Box 15, SHERWOOD Q. 4075

Phone: (07) 3278 4375 Fax: (07) 3716 0222

Web Site: [www.edg.net.au](http://www.edg.net.au) Email: [brisbane@edg.net.au](mailto:brisbane@edg.net.au)

C3583a - FOREST LAKE TAVERN					C3583a-0002(B).xls
ELECTRICAL EQUIPMENT SCHEDULE					
REVISION B - 22 AUGUST 2025					
THE LIGHT FITTING SUPPLIER CONTACT DETAILS MAY BE AVAILABLE ON THE EDG WEBSITE VIA THE FOLLOWING LINK <a href="http://www.edg.net.au/Links/Lighting.htm">www.edg.net.au/Links/Lighting.htm</a>					
TYPE	LAMPS	DESCRIPTION	COLOUR / ACCESSORY	CATALOGUE No	REV
WL04	7W 2700K LED	137 X 88 DECORATIVE IP65 WALL LIGHT MOUNTED LIGHT AS PER THE ARCHITECTURAL ELEVATION	BRASS	ZEST LIGHTING CIRQ ROUND SATIN BRASS CCT LED	B
WL05	24W 3000K LED	ROOF MOUNTED ADJUSTABLE 36 DEG FLOOD LIGHT C/W INTEGRAL DRIVER	BLACK	GAMMA ILLUMINATION VIXO 1115-FL-3K-22W-SM	A
WL06	2 No 7W 3000K GU10 240 VOLT LED TE DIMMABLE LAMPS	137 X 88 DECORATIVE IP65 WALL MOUNTED UP / DOWN LIGHT AS PER THE ARCHITECTURAL ELEVATION REMOTE DALI DIMMABLE DRIVER.	BRASS	FATSHACK VINTAGE KINGSFORD UPDOWN SKU W511-BRS	B
WL07	2 No 7W 3000K GU10 240 VOLT LED TE DIMMABLE LAMPS	175 X 100 DECORATIVE IP65 WALL MOUNTED ADJUSTABLE TWIN HEAD LIGHT AS PER THE ARCHITECTURAL ELEVATION REMOTE DALI DIMMABLE DRIVER.	BLACK	FATCHACK VINTAGE SEABROOK OUTDOOR TWIN LIGHT SKU C193-BLK-GU10	B
WL08	12W 4000K LED	DECORATIVE WALL LIGHT C/W INTEGRAL DRIVER MOUNTED ABOVE THE MIRROR AS PER THE ARCHITECTURAL DETAILS	BLACK	FATSHACK VINTAGE ORMSBY LED BATHROOM LIGHT	B
WL09	EXISTING RECESSED BRICK LIGHT TO BE RE-LAMPED WITH A 3000K LAMP AND RESUPPLIED AS INDICATED				A
TL01	9W 3000K LED PER FITTING	SURFACE TRACK C/W FITTINGS AS INDICATED PROVIDE EACH TRACK WITH A REMOTE DALI DIMMABLE DRIVER LOCATED IN A CONCEALED ACCESSIBLE POSITION NOTED ON THE AS CONSTRUCTED DOCUMENTS.	BLACK	LUMEN 8 NIX 45 TRACK AND SOLIS SON145TK09930 FITTINGS DALI DIMMABLE	B
HL01	PENDANT HEAT LAMP C/W IR LAMP SUSPENDED AS PER THE ARCHITECTURAL DETAIL.		ANTIQUE NICKEL	HATCO DL-600(L) C/W LOWER SWITCH	A
RD01	15W 3000K LED	RECESSED DOWNLIGHT C/W REMOTE DALI DIMMABLE DRIVER	WHITE TRIM	RAPID R1075-WH-15W-WW-60 DALI	A
RD02	15W 3000K LED	RECESSED DOWNLIGHT C/W REMOTE DALI DIMMABLE DRIVER	WHITE TRIM	RAPID R1074-WH-15W-WW-60 DALI	A
RD03	15W 3000K LED	RECESSED ADJUSTABLE DOWNLIGHT C/W REMOTE DALI DIMMABLE DRIVER	BLACK TRIM	RAPID R1074-BK-15W-WW-60 DALI	A



# ELECTRICAL DESIGN GROUP

ELECTRICAL BUILDING SERVICES CONSULTANTS

P.O. Box 15, SHERWOOD Q. 4075

Phone: (07) 3278 4375 Fax: (07) 3716 0222

Web Site: [www.edg.net.au](http://www.edg.net.au) Email: [brisbane@edg.net.au](mailto:brisbane@edg.net.au)

C3583a - FOREST LAKE TAVERN					C3583a-0002(B).xls
ELECTRICAL EQUIPMENT SCHEDULE					
REVISION B - 22 AUGUST 2025					
THE LIGHT FITTING SUPPLIER CONTACT DETAILS MAY BE AVAILABLE ON THE EDG WEBSITE VIA THE FOLLOWING LINK <a href="http://www.edg.net.au/Links/Lighting.htm">www.edg.net.au/Links/Lighting.htm</a>					
TYPE	LAMPS	DESCRIPTION	COLOUR / ACCESSORY	CATALOGUE No	REV
RD04	15W 3000K LED	RECESSED DOWNLIGHT C/W REMOTE DALI DIMMABLE DRIVER	BLACK TRIM	RAPID R1075-BK-15W-WW-60 DALI	A
GL01	3W 2700K LED	GARDEN ELV SPIKE DOWNLIGHT LIGHT. PROVIDE EACH GROUP OF GL01 FITTINGS WITH A REMOTE COMMON DALI DIMMABLE DRIVER. LOCATE DRIVER /POWER SUPPLY IN A CONCEALED ACCESSIBLE POSITION NOTED ON THE AS CONSTRUCTED DOCUMENTS.	AGED BRASS	NOCTURNAL LIGHTING BUNIP NL-0069 DALI	B
GL02	5W 3000K LED	GARDEN ELV SPIKE SPOT LIGHT. PROVIDE EACH GROUP OF GL01 FITTINGS WITH A REMOTE COMMON DALI DIMMABLE DRIVER. LOCATE DRIVER /POWER SUPPLY IN A CONCEALED ACCESSIBLE POSITION NOTED ON THE AS CONSTRUCTED DOCUMENTS.	BLACK	EQUAL TO GAMMA ILLUMINATION RULOJ 885102	A
G1	GAMING BASE KICK LED STRIP LIGHTS TO BE PROVIDED AS PART OF THE GAMING BASE AND CONNECTED BY THE GAMING ELECTRICIAN.				A
BD01	TBA	TREE BUD LIGHTS. ALLOW A PC SUM FOR THE SUPPLY AND INSTALLATION OF EACH BD01 FITTING.	WHITE	ALLOW A PC SUM OF \$10,000.00 PLUS GST FOR THE SUPPLY OF EACH BD01 FITTING	A
FL01	120W 4000K LED	REPLACE THE EXISTING BOLLARD LIGHT WITH A 7M POLE C/W AREA LIGHT.	BLACK POLE AND FITTING	RAPID LED RG240-LRG R17604	B
FS01	1W LED AT 500 CENTRES	REPLACE THE EXISTING FESTOON LIGHTS WITH NEW 24V DC IP65 FESTOON LIGHTING TO BE FIXED TO A 316 STAINLESS STEEL WIRE SUPPORT SYSTEM. SUPPLY THE NEW FESTOON LIGHTS VIA REMOTE DALI DIMMABLE DRIVERS IN A CONCEALED ACCESSIBLE POSITIONS NOTED ON THE AS CONSTRUCTED DOCUMENTS. CONFIRM THE LENGTH AND POSITION ON SITE	BLACK CABLE AND FIXINGS 316 STAINLESS STEEL SUPPORT AND FIXINGS	FIRE FLY FFC-LS-50-24VE27-BK	B
SL01	13W 3000K LED	SURFACE MOUNTED DOWNLIGHT C/W INTEGRAL DALI DIMMABLE DRIVER	BLACK	EQUAL TO GAMMA ILLUMINATION SOLO 1412-3K-13W	B
DF1	NO LONGER USED				B
DF2	NO LONGER USED				B



# ELECTRICAL DESIGN GROUP

ELECTRICAL BUILDING SERVICES CONSULTANTS

P.O. Box 15, SHERWOOD Q. 4075

Phone: (07) 3278 4375 Fax: (07) 3716 0222

Web Site: [www.edg.net.au](http://www.edg.net.au) Email: [brisbane@edg.net.au](mailto:brisbane@edg.net.au)

C3583a - FOREST LAKE TAVERN					C3583a-0002(B).xls
ELECTRICAL EQUIPMENT SCHEDULE					
REVISION B - 22 AUGUST 2025					
THE LIGHT FITTING SUPPLIER CONTACT DETAILS MAY BE AVAILABLE ON THE EDG WEBSITE VIA THE FOLLOWING LINK <a href="http://www.edg.net.au/Links/Lighting.htm">www.edg.net.au/Links/Lighting.htm</a>					
TYPE	LAMPS	DESCRIPTION	COLOUR / ACCESSORY	CATALOGUE No	REV
E1	LED	EMERGENCY LIGHT: RECESSED NON-MAINTAINED EMERGENCY LIGHT. AS2293 CLASSIFICATION C0-D40 - C90-D40.	WHITE	CLEVERTRONICS LLIFE	A
E2	LED	EMERGENCY LIGHT: SURFACE MOUNTED NON-MAINTAINED EMERGENCY LIGHT. AS2293 CLASSIFICATION C0-D40 - C90-D40.	BLACK	CLEVERTRONICS LLIFEBLK	A
EX	LED	EXIT LIGHT: MAINTAINED 24M VIEWING DISTANCE EXIT LIGHT C/W DIFFUSERS & DIRECTIONAL ARROWS AS SHOWN. CEILING SURFACE MOUNT OR WALL MOUNT BETWEEN 2100mm & 2700mm AFFL IF THERE IS NO VERTICAL SURFACE TO MOUNT THE FITTING ON WITHIN THIS RANGE CONFIRM THE MOUNTING HEIGHT WITH THE ENGINEER. AS2293 CLASSIFICATION C0-D1.25- C90-D2	WHITE UNLESS NOTED AS BK THEN BLACK BODY	CLEVERTRONICS LUBPRO-SM	A
F1	EXISTING FAN TO BE RETAINED AS IS				A
HR01	EXISTING HEATER TO BE RETAINED AS IS				A
HR02	EXISTING HEATER TO BE RETAINED AS IS				A
CHANNEL x		CONTROL CHANNEL WITH A NUMERICAL REFERENCE. REFER TO THE POWER AND LIGHTING CONTROL SCHEMATIC / SCHEDULE			A
LIGHTING CONTROL SWITCH PANEL (SPx)		6-BUTTON PROGRAMMABLE SWITCH PANEL C/W CENTRAL LCD DISPLAY MOUNTED AT 1000mm AFFL UNLESS NOTED OTHERWISE.	ALUMINIUM	DYNALITE ANTUMBRA DISPLAY	A
SINGLE POWER OUTLET		SINGLE POWER OUTLET C/W CIRCUIT IDENTIFICATION ON THE FACEPLATE BEHIND THE SURROUND MOUNT AT 300mm AFFL U.N.O. RATING 10A U.N.O.	WHITE UNLESS NOTED AS BLACK (BK)	CLIPSAL C2000 SERIES	A
DOUBLE POWER OUTLET		DOUBLE POWER OUTLET C/W CIRCUIT IDENTIFICATION ON THE FACEPLATE BEHIND THE SURROUND MOUNT AT 300mm AFFL U.N.O. RATING 10A U.N.O.	WHITE UNLESS NOTED AS BLACK (BK)	CLIPSAL C2000 SERIES	A
DOUBLE POWER OUTLET WITH USB		DOUBLE POWER OUTLET C/W USB A AND USB C CHARGER , CIRCUIT IDENTIFICATION ON THE FACEPLATE BEHIND THE SURROUND MOUNT ABOVE BENCH	WHITE	CLIPSAL C2000 SERIES	B



# ELECTRICAL DESIGN GROUP

ELECTRICAL BUILDING SERVICES CONSULTANTS

P.O. Box 15, SHERWOOD Q. 4075

Phone: (07) 3278 4375 Fax: (07) 3716 0222

Web Site: [www.edg.net.au](http://www.edg.net.au) Email: [brisbane@edg.net.au](mailto:brisbane@edg.net.au)

C3583a - FOREST LAKE TAVERN					C3583a-0002(B).xls
ELECTRICAL EQUIPMENT SCHEDULE					
REVISION B - 22 AUGUST 2025					
THE LIGHT FITTING SUPPLIER CONTACT DETAILS MAY BE AVAILABLE ON THE EDG WEBSITE VIA THE FOLLOWING LINK <a href="http://www.edg.net.au/Links/Lighting.htm">www.edg.net.au/Links/Lighting.htm</a>					
TYPE	LAMPS	DESCRIPTION	COLOUR / ACCESSORY	CATALOGUE No	REV
WEATHERPROOF POWER OUTLET (WP)		IP54 WEATHERPROOF SINGLE / DOUBLE POWER OUTLET AS NOTED ON DRAWING C/W COVER FLAP OVER SOCKET. MOUNT AT MINIMUM 1100mm AFFL U.N.O. RATING 10A U.N.O.	-	CLIPSAL WSCF227F	A
GAMING TAB OUTLET		GAMING / TAB OUTLETS PROVIDED BY THE GAMING ELECTRICIAN. REFER TO THE NOTES FOR ADDITIONAL DETAILS ON THE SCOPE.			A
SIGN CONNECTION		COORDINATE THE LOCATION AND CONNECTION WITH THE SIGN CONTRACTOR ENSURING THE GPO / ISOLATORS ARE PROVIDED WITH APPROPRIATE WEATHER PROTECTION AND ARE CONCEALED FROM VIEW.			A
HAND DRYER CONNECTION (HD)		15A ISOLATING SWITCH WALL MOUNTED AT 2400mm AFFL AND CONNECTED TO THE HAND DRYER UNIT AS PER DETAIL.	WHITE	CLIPSAL C2000 SERIES 30USM	B
SINGLE-PHASE ISOLATOR		SINGLE-PHASE WEATHERPROOF ISOLATOR. MOUNT AT 1350mm AFFL U.N.O. RATING 20A U.N.O. CONNECT TO EQUIPMENT VIA FLEXIBLE CONDUIT.	-	CLIPSAL WHT20	A
THREE-PHASE ISOLATOR		THREE-PHASE WEATHERPROOF ISOLATOR. MOUNT AT 1350mm AFFL U.N.O. RATING 20A U.N.O. CONNECT TO EQUIPMENT VIA FLEXIBLE CONDUIT.	-	CLIPSAL WHT35	A
DB-A		NEW DISTRIBUTION BOARD DB-A. REFER TO THE NOTES AND DB-A SCHEDULE FOR ADDITIONAL REQUIREMENTS.			A
DB-1		EXISTING DISTRIBUTION BOARD DB-1 TO BE REPLACED WITH A NEW DISTRIBUTION BOARD ON THE ADJACENT WALL. REFER TO THE NOTES AND DB-1 SCHEDULE FOR ADDITIONAL REQUIREMENTS.			A
DB-2		EXISTING DISTRIBUTION BOARD DB-2 TO BE REMOVED. REFER TO THE NOTES, FOR ADDITIONAL REQUIREMENTS.			A
DB-G		EXISTING DISTRIBUTION BOARD DB-G. REFER TO THE NOTES AND DB-G SCHEDULE FOR ADDITIONAL REQUIREMENTS.			A
DB-R		EXISTING DISTRIBUTION BOARD DB-R TO REMAIN AS IS.			A
MSB		EXISTING MAIN SWITCHBOARD TO REMAIN AS IS.			A